



Monthly Greater Moncton  
and Southeast New Brunswick's  
Labour Market Update

2021



Southeast Labour Market Partnership  
Partenariat du marché du travail du Sud-Est

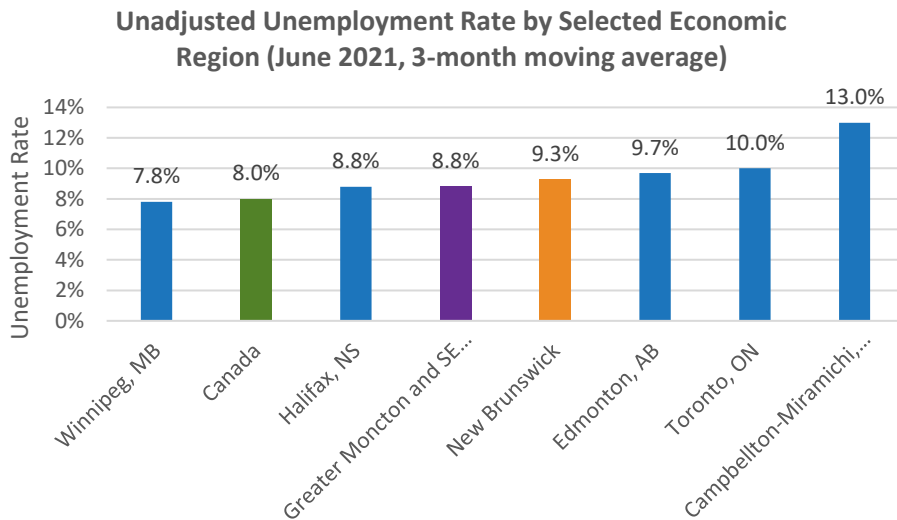
NEW BRUNSWICK | NOUVEAU-BRUNSWICK

# Monthly Greater Moncton and Southeast New Brunswick's Labour Market Update

June 2021

## Unemployment Comparison

Greater Moncton and Southeast New Brunswick's **unemployment rate**<sup>1</sup> dropped 1.9 percentage points year-over-year in June 2021. The region's unemployment rate is currently 8.8%. The national unemployment rate is 8.0%<sup>2</sup>. Southeast New Brunswick had one of Canada's lowest unemployment rates during the second quarter of 2020. However, the region currently has a higher unemployment rate than most Canadian Economic Regions, including Edmundston-Woodstock (7.2%) and Fredericton-Oromocto, New Brunswick (8.6%). Greater Moncton and Southeast New Brunswick's unemployment rate is below the New Brunswick average. Campbellton-Miramichi has the nation's 4<sup>th</sup>-highest unemployment rate at 13.0%.



Greater Moncton  
Unemployment Rate:

**8.8%**

-1.9% YOY

-1.0% MOM

June 2021, unadjusted

<sup>1</sup> See 'Notes and Definitions' for explanation of bolded terms

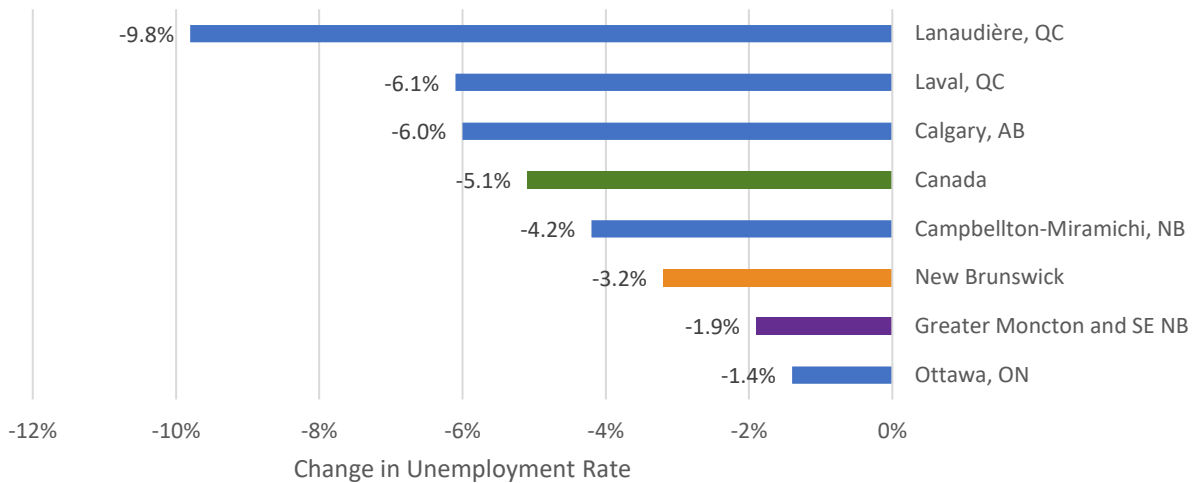
<sup>2</sup> Statistics Canada. Table 14-10-0387-01 Labour force characteristics, three-month moving average, unadjusted for seasonality, last 5 months



## Year-Over-Year Change in Unemployment Rate by Region

Nearly all<sup>3</sup> Canadian provinces and economic regions' unemployment rates declined year-over-year in June 2021. This is likely because unemployment rates were exceptionally high in June 2020 due to the onset of COVID-19. Canada's unemployment rate declined 5.1 percentage points year-over-year. Greater Moncton and Southeast New Brunswick's unemployment rate declined 1.9 percentage points year-over-year. Lanaudière, Quebec's unemployment rate fell from 13.6% to 3.8%. This region had one of the nation's largest year-over-year declines in unemployment rate.

Change in Unadjusted Unemployment Rate by Selected Economic Region (June 2020-June 2021), 3-month moving average)



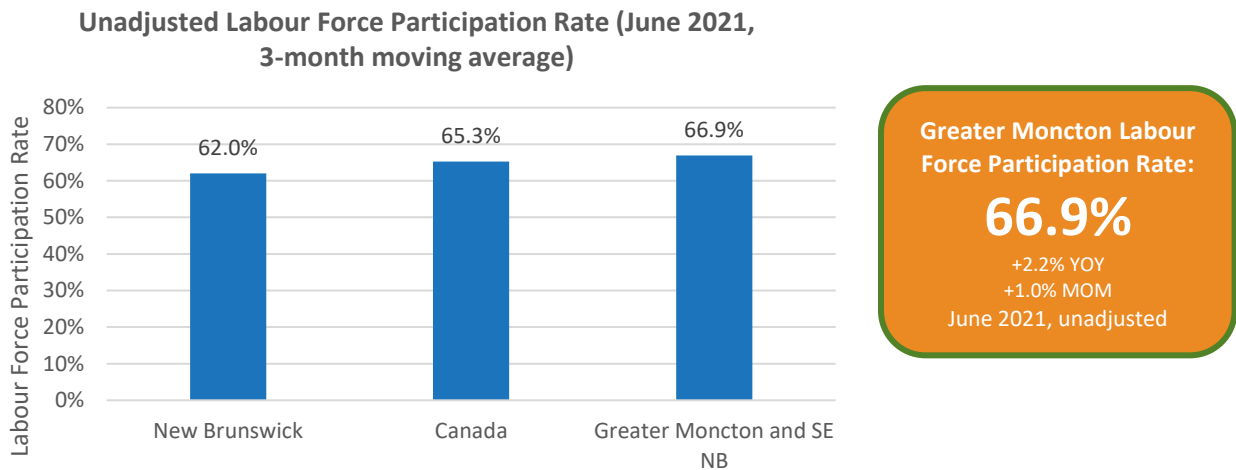
<sup>3</sup> South Central and North Central, Manitoba is the only economic region with a year-over-year increase in employment rate in June 2021. Its unemployment rate increased by 0.6 percentage points.



## Labour Force Participation Rate

Greater Moncton and Southeast New Brunswick's unadjusted **labour force participation rate** increased by 1.0 percentage points between May and June 2021. The participation rate increased 2.2 percentage points year-over-year.

Greater Moncton and Southeast New Brunswick's labour force participation rate is currently higher than the New Brunswick average and the Canadian average. There are currently 126,700 people in Greater Moncton and Southeast New Brunswick's workforce, according to Statistics Canada's estimates. This is an historic record.



## Number of People Employed

There are currently 115,200 people employed in Greater Moncton and Southeast New Brunswick. This is a record number according to Statistics Canada's estimates.

The number of people employed in the region increased 3.9% month-over-month in June 2021 and 8.6% year-over-year. The region gained 9,100 jobs from June 2020 to June 2021.

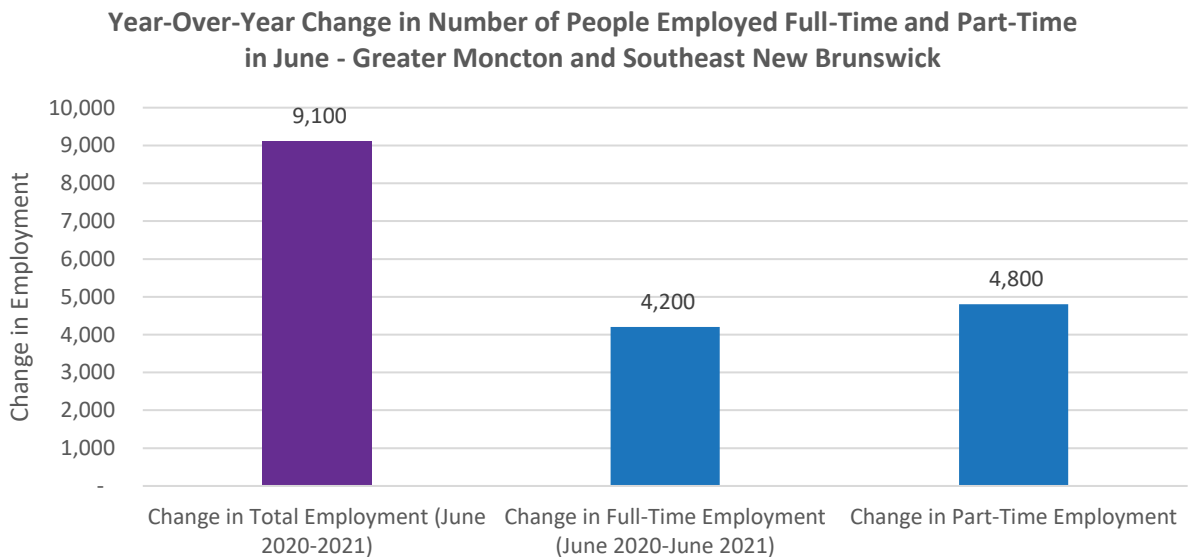
Greater Moncton Number  
of People Employed:

**115,200**

+8.6% YOY  
+3.9% MOM  
June 2021

## Full-Time vs. Part-Time Employment Trends

Greater Moncton and Southeast New Brunswick gained 4,200 full-time jobs and 4,800 part-time jobs from June 2020 to June 2021.



## Notes and Definitions:

**Unemployment rate**<sup>4</sup>: 'Number of unemployed persons expressed as a percentage of the labour force.'

**Labour force**: 'Civilian non-institutional population 15 years of age and over who, during the survey reference week, were employed or unemployed'

**Employment**: 'Employed persons are those who, during the reference week did any work for pay or profit, or had a job and were absent from work'

**Unemployment**: 'Unemployed persons are those who, during the reference week, were available for work and were either on temporary layoff, had looked for work in the past four weeks or had a job start within the next four weeks'

**Unemployment Rate** = (Number of unemployed people)/(number of unemployed people + number of employed people)

Stated otherwise: (number of unemployed people)/(total labour force)

**Participation rate**: 'Total labour force expressed as a percentage of the population aged 15 years and over.'

**Seasonal adjustment**: 'Fluctuations in economic time series are caused by seasonal, cyclical and irregular movements. A seasonally adjusted series is one from which seasonal movements have been eliminated. Seasonal movements are defined as those which are caused by regular annual events such as climate, holidays, vacation periods, and cycles related to crops, production and retail sales associated with Christmas and Easter. It should be noted that the seasonally adjusted series contain irregular as well as longer-term cyclical fluctuations'.

---

<sup>4</sup> All definitions are quoted directly from Statistics Canada

