



Monthly Greater Moncton  
and Southeast New Brunswick's  
Labour Market Update  
SM 2021



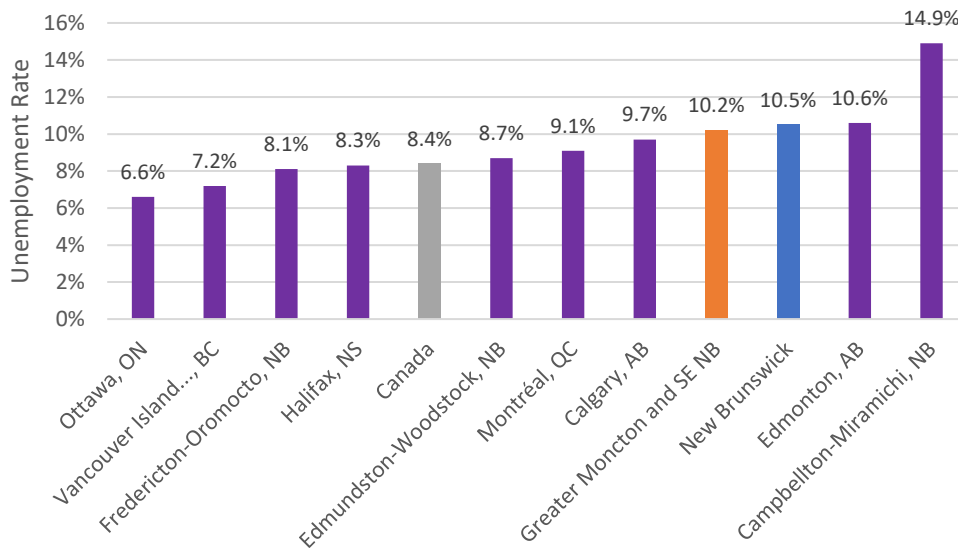
Southeast Labour Market Partnership  
Partenariat du marché du travail du Sud-Est  
NEW BRUNSWICK | NOUVEAU-BRUNSWICK

## Monthly Greater Moncton and Southeast New Brunswick's Labour Market Update April 2021

### Unemployment Comparison

Greater Moncton and Southeast New Brunswick's **unemployment rate**<sup>1</sup> dropped 0.4 percentage points month-over-month in April 2021. The region's unemployment rate is currently 10.3%. The national unemployment rate dropped 0.4 percentage points from March to April<sup>2</sup>. Southeast New Brunswick had one of Canada's lowest unemployment rates during the second quarter of 2020. However, the region currently has a higher unemployment rate than most Canadian Economic Regions, including Edmonton-Woodstock and Fredericton-Oromocto, New Brunswick. Greater Moncton and Southeast New Brunswick's unemployment rate is below the New Brunswick average.

Unadjusted Unemployment Rate by Selected Economic Region  
(April 2021, 3-month moving average)



Greater Moncton  
Unemployment Rate:

**10.2%**

+0.84% YOY  
-0.4% MOM  
April 2021, unadjusted

<sup>1</sup> See 'Notes and Definitions' for explanation of bolded terms

<sup>2</sup> Statistics Canada. Table 14-10-0387-01 Labour force characteristics, three-month moving average, unadjusted for seasonality, last 5 months

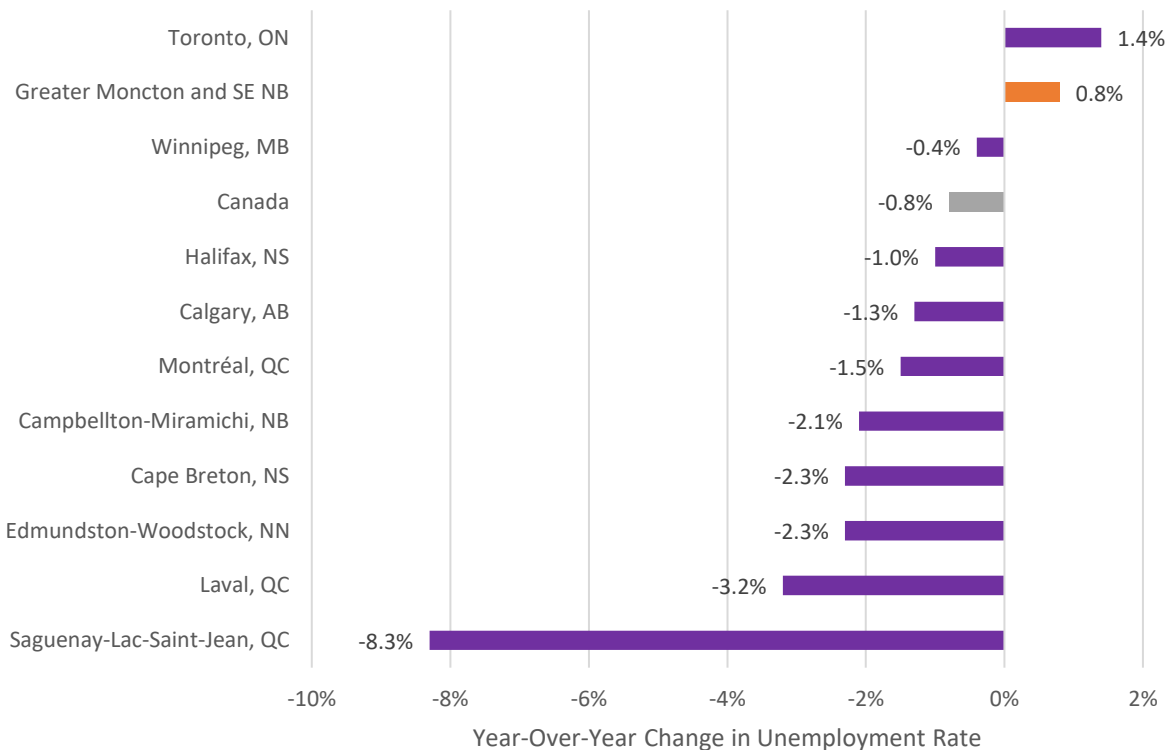


## Year-Over-Year Change in Unemployment Rate by Region

Greater Moncton and Southeast New Brunswick had the 6<sup>th</sup>-highest year-over-year increase in unemployment rate among Canadian economic regions in April 2021. Southeast New Brunswick's unemployment rate increased 0.8 percentage points year-over-year, while Canada's rate decreased 0.8 percentage points. COVID-19 began affecting employment across Canada in March and April 2020. Greater Moncton and Southeast New Brunswick's unemployment rate remained strong during these months; this could explain why the region's unemployment rate increased year-over-year while most region's unemployment rate decreased.

The graph below displays year-over-year changes in unemployment rate for various economic regions in Canada.

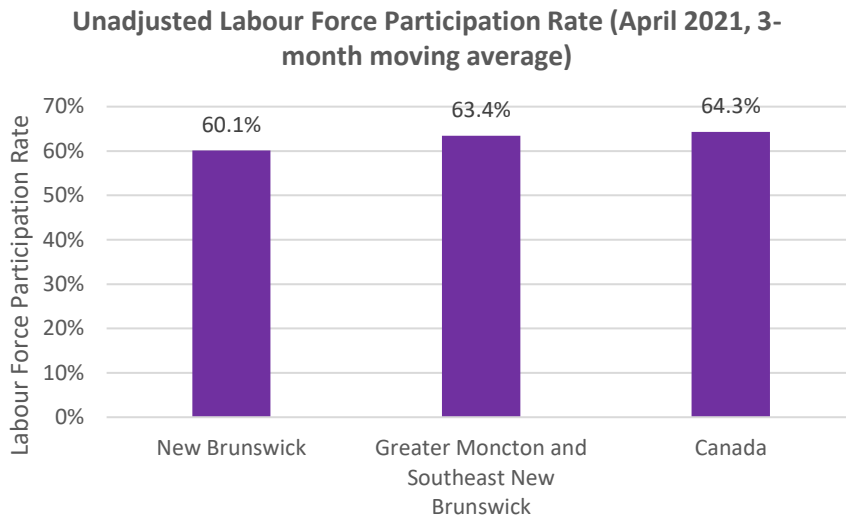
**Change in Unadjusted Unemployment Rate by Selected Economic Region  
(April 2020-April 2021, 3-month moving average)**



## Labour Force Participation Rate

Greater Moncton and Southeast New Brunswick's unadjusted **labour force participation rate** increased by 0.9 percentage points between March and April 2021. The participation rate increased 2.3 percentage points year-over-year.

Greater Moncton and Southeast New Brunswick's labour force participation rate is currently higher than the New Brunswick average and lower than the Canadian average.



Greater Moncton Labour Force Participation Rate:

**63.4%**

+2.3% YOY  
+0.9% MOM

April 2021, unadjusted

## Number of People Employed

There are currently 107,600 people employed in Greater Moncton and Southeast New Brunswick. The number of people employed in the region increased 2% month-over-month and 3.9% year-over-year.

Greater Moncton Number of People Employed:

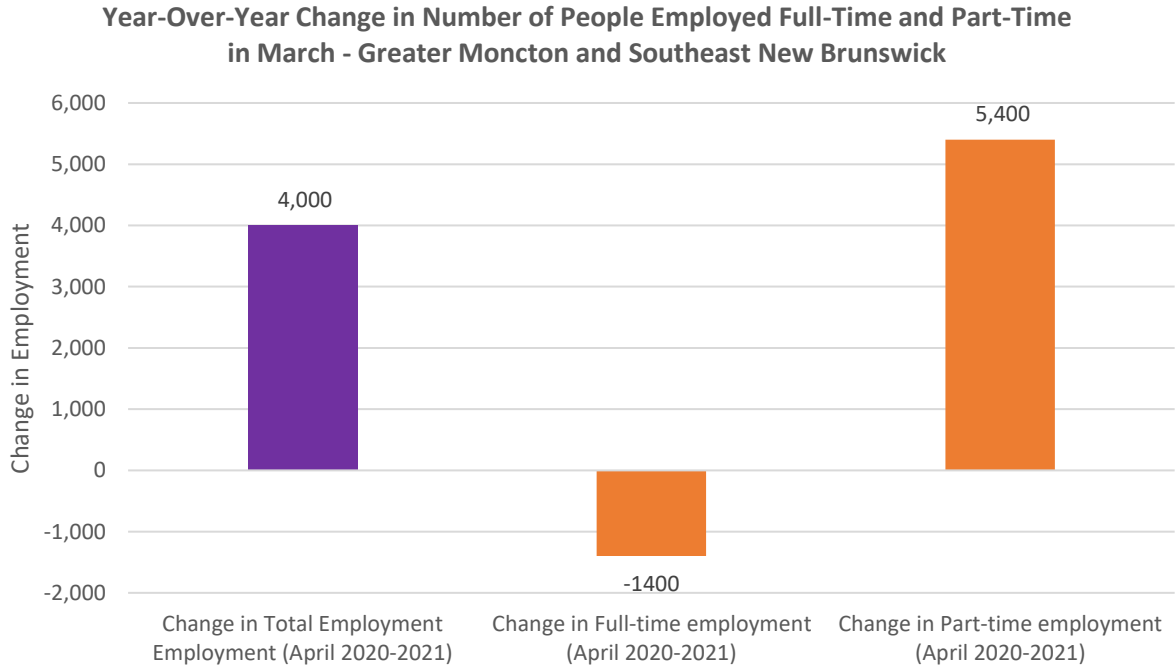
**107,600**

+3.9% YOY  
+2.0% MOM  
April 2021



## Full-Time vs. Part-Time Employment Trends

Greater Moncton and Southeast New Brunswick lost 1,400 full-time jobs and gained 5,400 part-time jobs from April 2020 to 2021.



## Notes and Definitions:

**Unemployment rate**<sup>3</sup>: 'Number of unemployed persons expressed as a percentage of the labour force.'

**Labour force**: 'Civilian non-institutional population 15 years of age and over who, during the survey reference week, were employed or unemployed'

**Employment**: 'Employed persons are those who, during the reference week did any work for pay or profit, or had a job and were absent from work'

**Unemployment**: 'Unemployed persons are those who, during the reference week, were available for work and were either on temporary layoff, had looked for work in the past four weeks or had a job start within the next four weeks'

**Unemployment Rate** = (Number of unemployed people)/(number of unemployed people + number of employed people)

Stated otherwise: (number of unemployed people)/(total labour force)

**Participation rate**: 'Total labour force expressed as a percentage of the population aged 15 years and over.'

**Seasonal adjustment**: 'Fluctuations in economic time series are caused by seasonal, cyclical and irregular movements. A seasonally adjusted series is one from which seasonal movements have been eliminated. Seasonal movements are defined as those which are caused by regular annual events such as climate, holidays, vacation periods, and cycles related to crops, production and retail sales associated with Christmas and Easter. It should be noted that the seasonally adjusted series contain irregular as well as longer-term cyclical fluctuations'.

---

<sup>3</sup> All definitions are quoted directly from Statistics Canada

