

Southeast New Brunswick Labour Market Update



Economic
Development
Corporation

Corporation
développement
économique

www.3plus.ca

November 2021

Contents

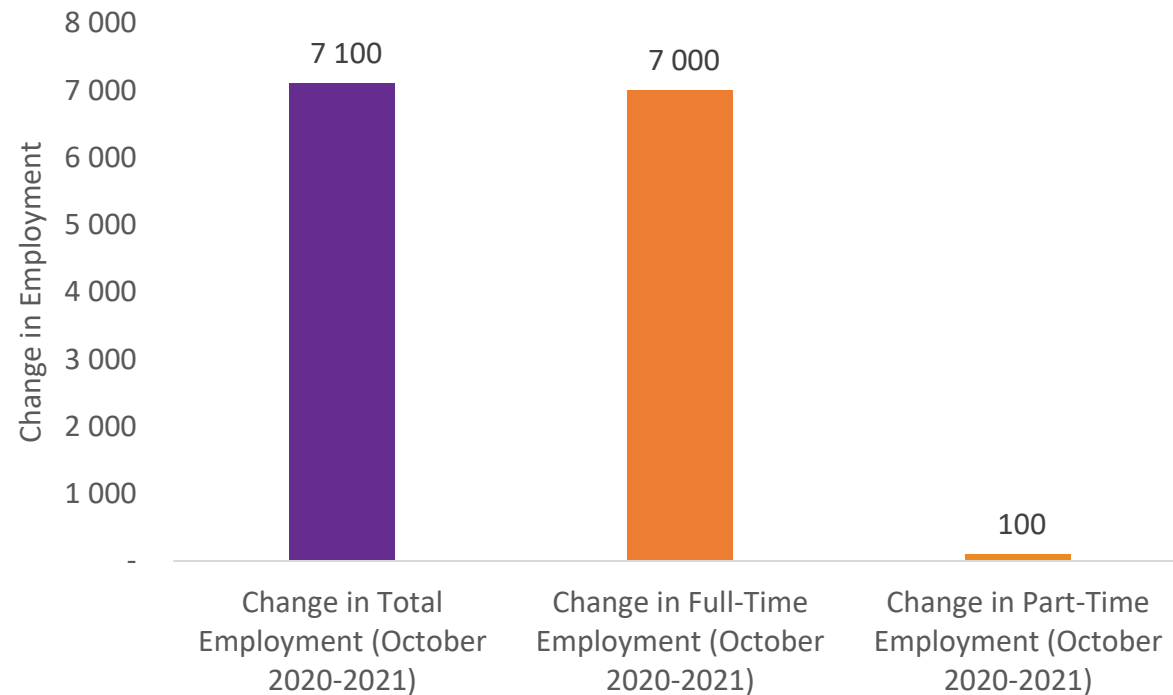
- Employment
- Unemployment Rate
- Participation Rate
- Job Postings
- Employment Insurance (EI) Recipients



Employment

- Greater Moncton and Southeast New Brunswick had record employment in September 2021.
- Employment dropped by about 1,300 (0.65%) from September to October.
- The region has gained 7,100 jobs year-over-year: 7,000 full-time and 100 part-time.

Year-Over-Year Change in Employment in Greater Moncton and Southeast New Brunswick



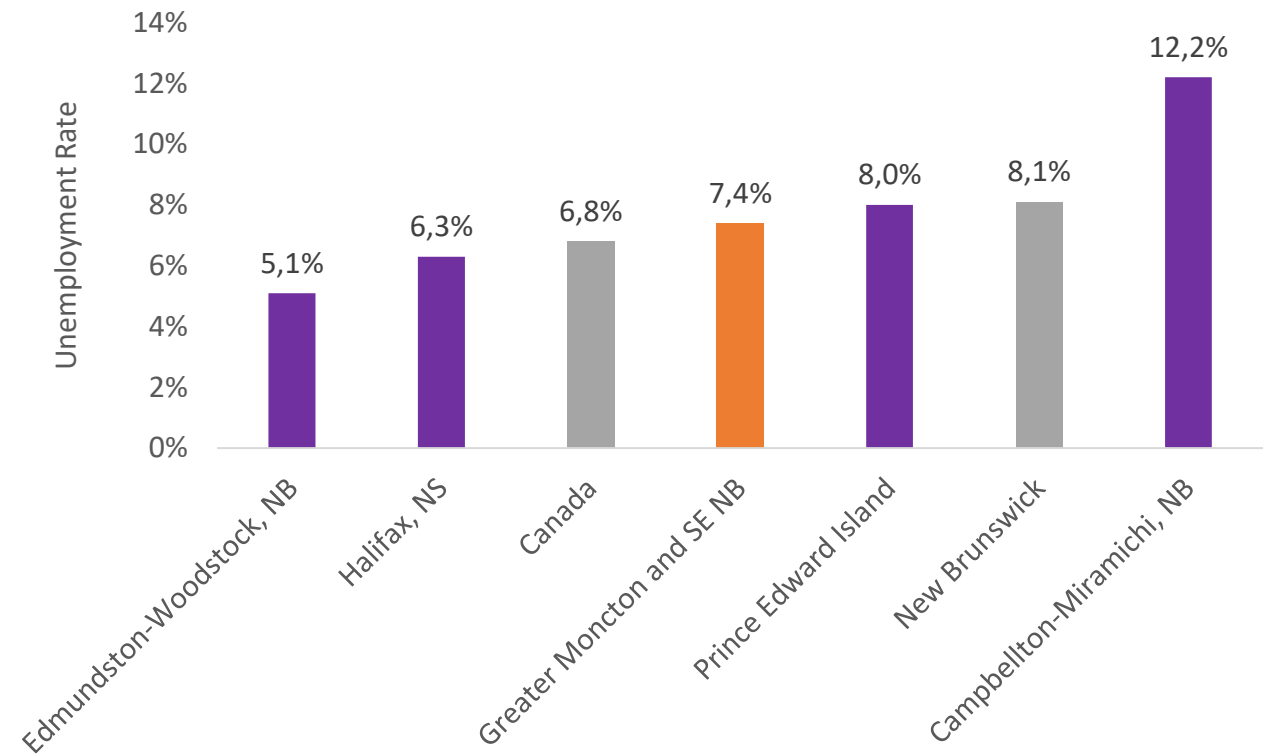
Source: Statistics Canada: Table 14-10-0387-01



Unemployment Rate

- The region has a higher unemployment rate than the Canadian average, and a lower unemployment rate than the New Brunswick average.
- The region's unemployment rate declined year-over-year but remains higher than before COVID.

Unadjusted Unemployment Rate by Selected Economic Region (October 2021, 3-month moving average)



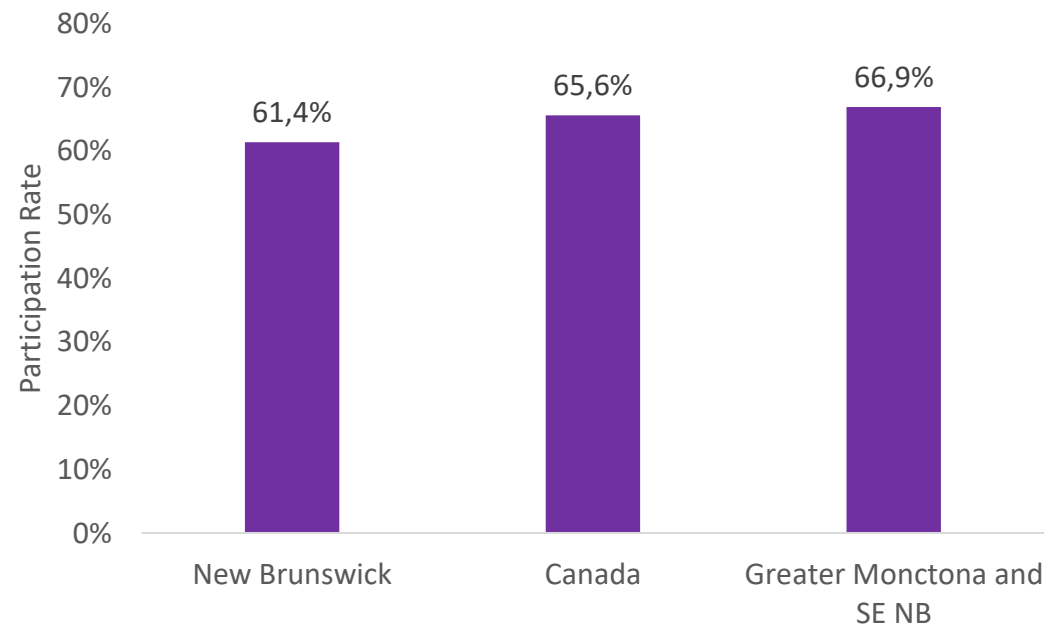
Source: Statistics Canada: Table 14-10-0387-01



Contents

- The region's participation rate is higher than the Canadian and provincial average.

Unadjusted Labour Force Participation Rate (October 2021, 3-month moving average)



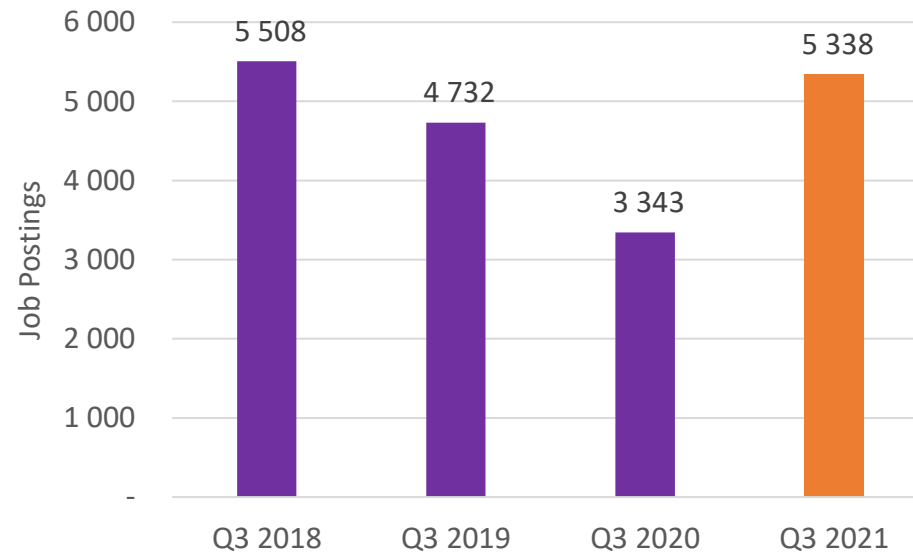
Source: Statistics Canada: Table 14-10-0387-01



Job Postings

- Job postings in Greater Moncton and Southeast New Brunswick have returned to their pre-COVID levels.

Q3 Job Postings in Greater Moncton and Southeast New Brunswick by Year



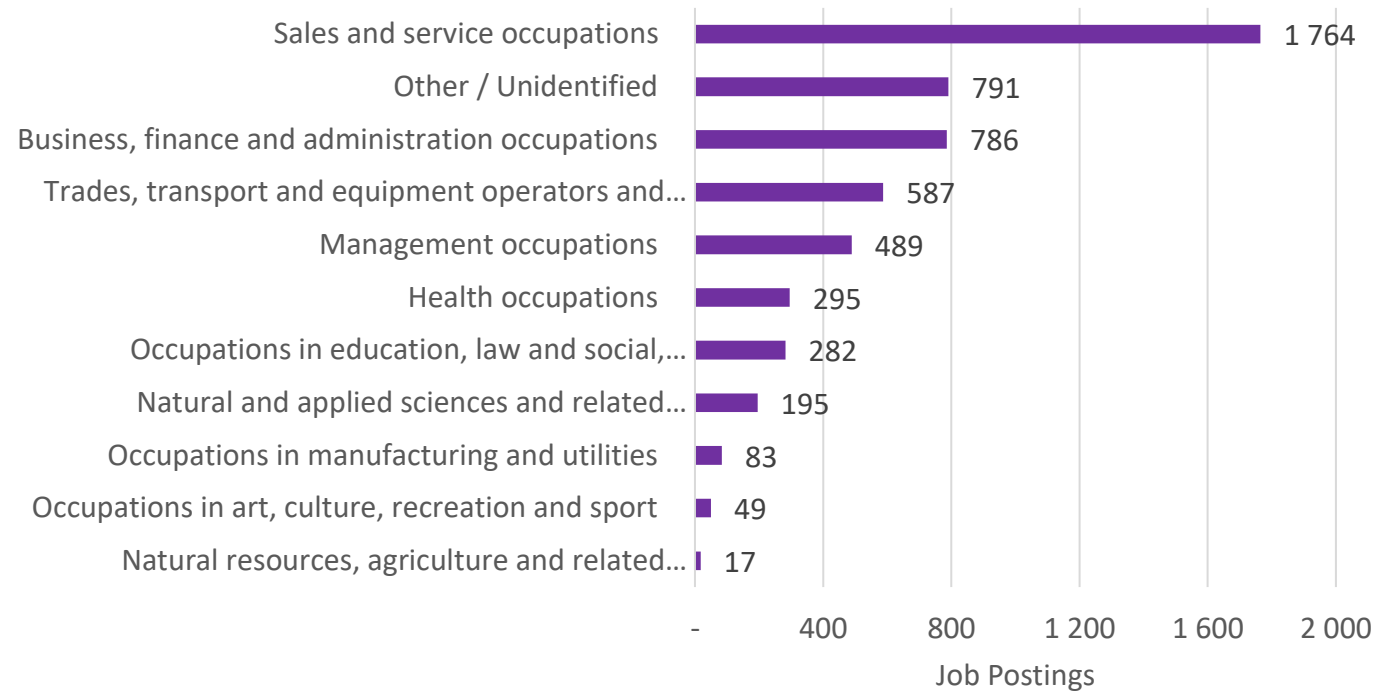
Source: Vicinity Jobs



Job Postings by Occupation

- A plurality of job postings are concentrated in Sales and Service occupations. This includes retail salespersons (216), cooks (153), light-duty cleaners (108), and cashiers (80).

Q3 2021 Job Postings by Occupation Category - Greater Moncton and Southeast New Brunswick



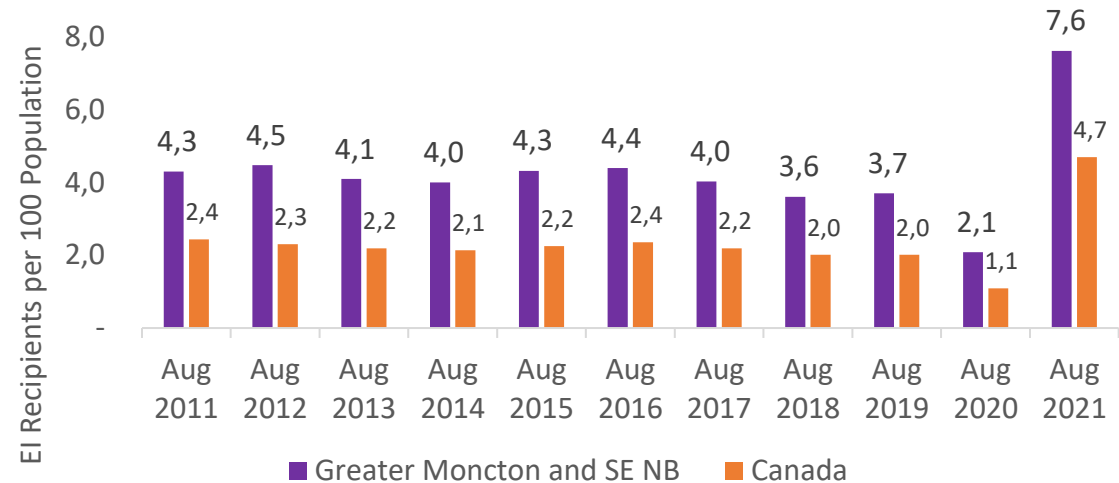
Source: Vicinity Jobs



Employment Insurance (EI) Recipients

- The number of EI recipients in Southeast New Brunswick has more than doubled since August 2019.
- The region had more than 17,000 recipients in August 2021. Recipients typically range from 8,500 to 9,500 in August.
- The region had 7.6 EI recipients per 100 residents in August 2021. Canada had 4.7 EI recipients per 100 residents.

EI Recipients per 100 Population - Greater Moncton and Southeast New Brunswick and Canada



Source: Statistics Canada Table 14-10-0323-01



**THANK
YOU**



Economic Development Corporation
Corporation développement économique
Dieppe Moncton Riverview

www.3plus.ca